

# Pole-to-Pole Scavenger Hunt

*Grades 1 - 2*



**Saint Louis Zoo**  
Animals Always®



# Pole-to-Pole Scavenger Hunt



Name: \_\_\_\_\_ Date: \_\_\_\_\_

You are going on a **scavenger hunt** at the Saint Louis Zoo! Here, you get to see animals from all over the world and learn how you can help them.

There are 10 activities to do as you find your way around our animal habitats! **A habitat is a natural place where something lives! A habitat needs to have food, water, shelter and space!** You'll find out more about habitats soon!

Here are the three types of animals you can learn about today:

**Penguins**



**Puffins**



**Polar Bears**



# Pole-to-Pole Scavenger Hunt




## Before you start:

What do you already **know** about these animals and their habitats? Fill out the **KNOW** section in your KWL Chart below. Now, what are you **wondering** about these animals and their habitats? Fill out the **WONDER** section in your KWL Chart below.

| Know  | Wonder  | Learn   |
|---|---|---|
| What do you <b>already know</b> about these animals and their habitats? | What do you <b>want to know</b> about these animals and their habitats? | What did you <b>learn</b> about these animals and their habitats? |
|   |   |   |

## Let's begin!

1. Do you see a **bear sign**? Put an "X" in the box if you see a sign. This means you are close to the place for our scavenger hunt!



# Pole-to-Pole Scavenger Hunt



2. You are at **Penguin & Puffin Coast!** Outside are **Humboldt penguins**. Penguins are birds. What do birds lay their eggs in? Nests! Humboldt penguins live in the desert. There are no sticks to use for a nest in the desert. These penguins use something else. Humboldt penguins make their nests from “guano.” Look at the blue signs to fill in the blank.

Guano is \_\_\_\_\_.

3. Where in the world do these animals live? Press the buttons on the sign inside to help you. Use the map for the directions below:

Saint Louis Zoo has a star. Draw triangles where our penguins live in the wild. Draw circles where our puffins live in the wild.



4. Do you smell that? You are smelling penguin and puffin food! What do you think they eat?

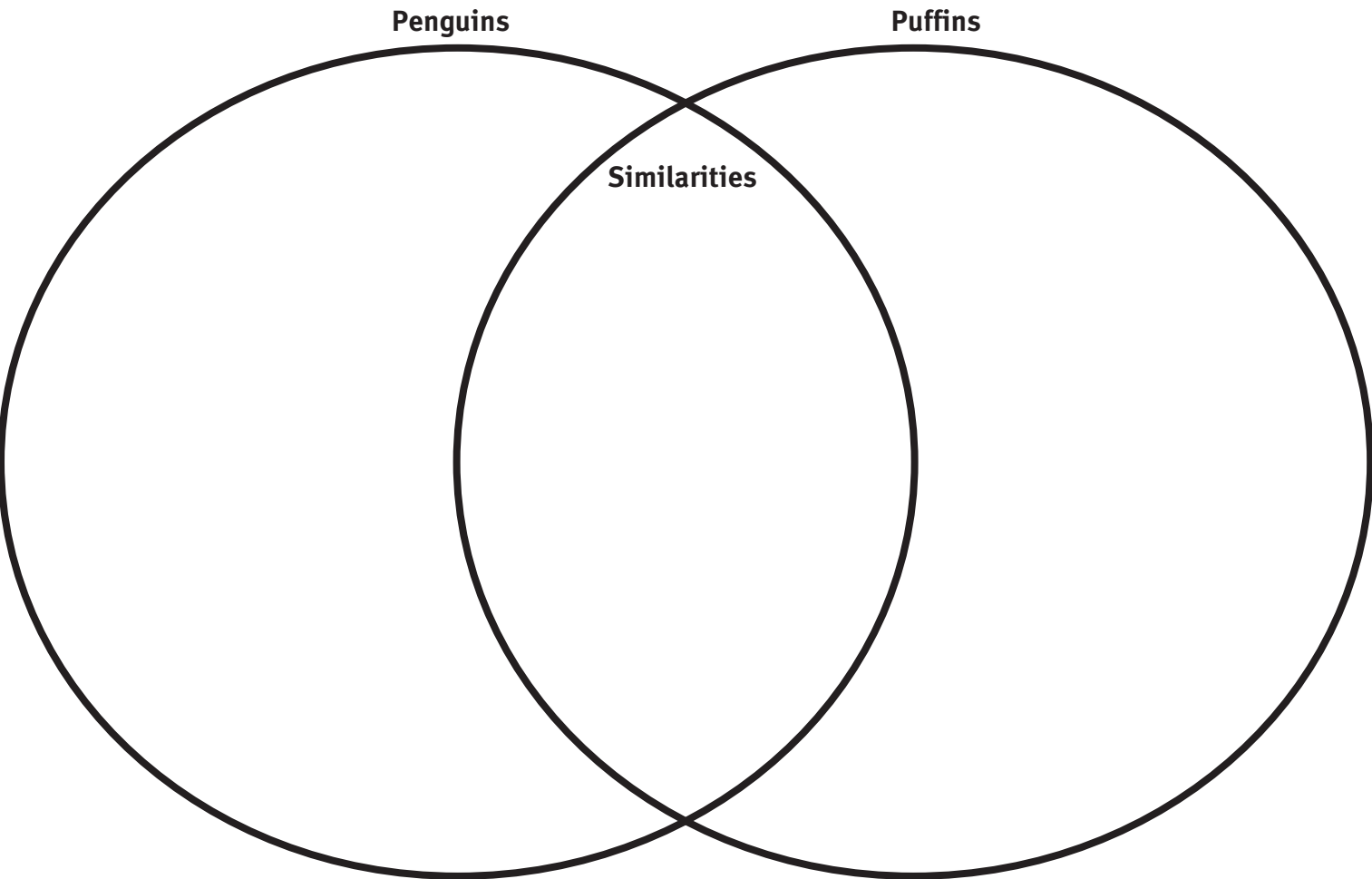
\_\_\_\_\_

\*Here's a hint: These birds live near water.\*

# Pole-to-Pole Scavenger Hunt



5. Look at our penguins, puffins and their habitats. What is different about them? What is the same?  
Use the Venn diagram below to write your answers.



6. Share your Venn diagram with a partner. Did you and your partner learn anything new about penguins, puffins and their habitats?

---

---

---

---

---





# Pole-to-Pole Scavenger Hunt



## Let’s wander over to Polar Bear Point!

7. Do you love to get surprises or new toys? Animals do, too! At the Saint Louis Zoo, we call it enrichment. (sound it out: en-rich-ment) Keepers use enrichment to help Kali, our polar bear, stay healthy and keep his brain busy. Do you see enrichment in the polar bear habitat?

Draw a picture of some enrichment you would make for Kali to use in his pool when he swims.

How does it help keep Kali’s brain busy? \_\_\_\_\_

\_\_\_\_\_

\_\_\_\_\_

8. How do you keep cool in the summer? Circle the ways you keep cool in the summer. **Underline** the ways Kali keeps cool in the summer.



Swim



Eat ice cream



Lie down in ice cubes



Eat Popsicles\*




Be inside with  
air conditioning

# Pole-to-Pole Scavenger Hunt



9. Can you help polar bears in the Arctic? Of course! You can help polar bears no matter where you live! Below are some ways you can help.

- Celebrate International Polar Bear Day! (February 27)
- Try using fabric bags, not plastic bags. #byetobags
- Ask your family about supporting the Saint Louis Zoo WildCare Institute.
- Recycle!
- Watch the Alaska Native people video (link below).
- Take the **Trash-Free-Lunch Challenge!** (explained below)



How are **YOU** going to help polar bears? \_\_\_\_\_

---

---

10. At school or at home, **watch this video** by the **Alaska Native people**. Watch the video at: [stlzoo.org/alaska](http://stlzoo.org/alaska)

How are the Alaska Native people and polar bears connected? \_\_\_\_\_

---

---

## BONUS QUESTIONS:

What is one of the coolest things you learned today? \_\_\_\_\_

Are there any questions you still have? \_\_\_\_\_

**\*\***(Remember to fill in your L for what you learned in your KWL Chart on page 3)**\*\***

Resources:

[stlzoo.org/penguinandpuffincoast](http://stlzoo.org/penguinandpuffincoast)

[stlzoo.org/polarbear](http://stlzoo.org/polarbear)


**\*Key point:** Kali does not eat Popsicles like we do. Kali eats special Popsicles made for polar bears. He loves fish Popsicles!

## Take the “Trash-Free-Lunch Challenge”

Using less trash helps keep our environment clean for us and animals.

If you pack a lunch:

- Use a plastic container instead of a plastic bag.
- Don’t use plastic straws for drinks. (Try getting reusable ones or paper straws.)
- Use metal utensils instead of plastic ones.
- Try using a cloth napkin.



# Pole-to-Pole Scavenger Hunt

## More Fun Things To Do!

Print out the rear-view mirror tag below on heavy paper or card stock, trim along the dotted lines, and hang in your car as a reminder to bring your reusable bags.

