

Rhyming Time in River's Edge: Scavenger Hunt

Grades 1 - 2



Saint Louis Zoo
Animals Always®

Rhyming Time in River's Edge: Scavenger Hunt



Teacher Copy

Created September 2021

Duration: 45 minutes

Audience: 1st-2nd Grade (ages 6-8)

Locations of Focus: River's Edge

Learning Standards: 1.R.1A.a .b.c, 2SS5A.1

Teacher Suggestions: Prior to scavenger hunt review rhyming, reading comprehension skills, and adjectives. For further preparation, discuss with the students about different animals on different continents, like Asia, Africa, and South America.

Materials: Scavenger Hunt Packet, clipboard, and pencil

Directions: This scavenger hunt is teacher led. The students have their own copies to follow along with, read, and write their answers on. Depending on the reading level of the students, each question should be read aloud to the group, allowing them to guess the answer and explain their thinking as the teacher guides them through River's Edge. **Correct and suggested answers will be in green for the teacher copy.**

When you exit The Living World, walk to the right. Go past Dinoroarus. When you see the Bayer Insectarium, walk to the right. As you walk you will see yellow Hippopotamus prints on the ground, follow them to River's Edge.

There is a classroom activity to do before going on the Scavenger Hunt.

Guess what? You get to go on a scavenger hunt at the Saint Louis Zoo! Not only do you get to use your reading, looking and listening skills, but you also get to see some of our amazing animals! Let the fun and learning begin!

Before you go:

1. How do you know how to get around the Saint Louis Zoo?

You can use a map! Here is a map of River's Edge. Follow the directions to learn about the map.

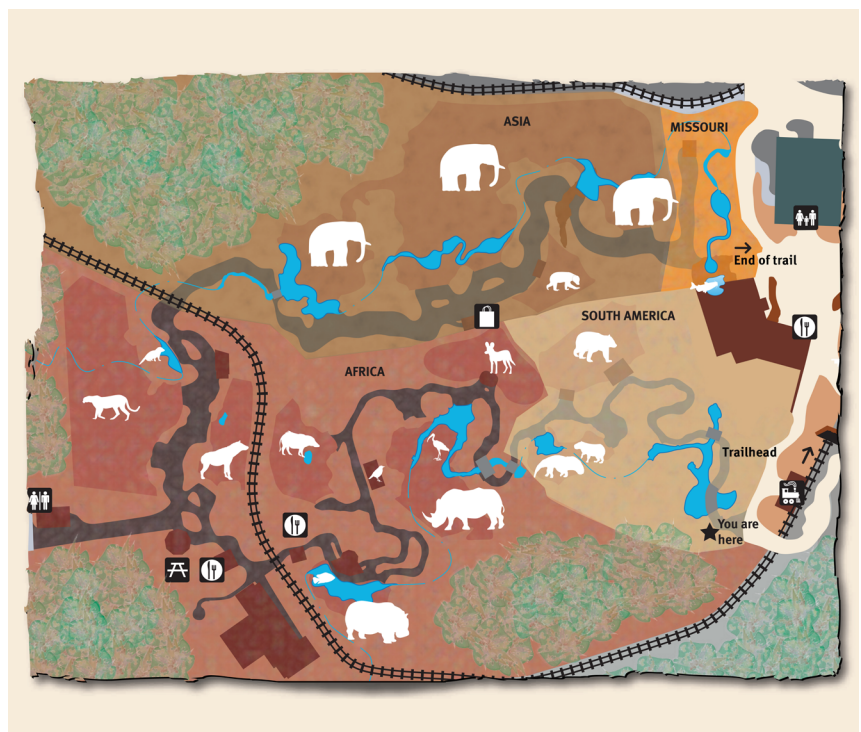
- A. Circle the star on the map. This is where you'll start.
- B. Put an "X" over the end of River's Edge. This is where you'll exit.
- C. There are four animal areas on the map. Can you find them all? One is filled in for you.

Missouri


South America

Asia

Africa



Rhyming Time in River's Edge: Scavenger Hunt



2. Going to River's Edge and what do I see?

I see an Andean Bear in front of me. His name is Ben.

His length is about 5' 10". He lives near the mountains and likes to eat fruit. His fur is black, like the color of soot. Ben uses claws as his tool and likes to splash in his pool. Up in the trees, he likes to sleep. He'll screech, not roar, but makes more than a peep!

Fact check-in: One type of food Ben likes to eat is Fruit.
(For Fact check-ins, have students read it on their own to find the detail in the text)



3. If you said there is another animal coming up, you would be right!

Nearby a Capybara just in sight! They are the largest rodents on the Earth. They look like guinea pigs at their birth. These animals are bigger than rats, frogs and ants. Their favorite foods are types of plants. What covers their bodies is rough brown fur. They make noises like a bark and a purr.

Fact check-in: The largest rodent on Earth is the Capybara.



4. I have rough grey skin.

Birds share the habitat that I'm in. I have two big horns that are sharp like thorns. I like to grab at the leaves and eat from the trees.

Who am I? Black Rhino

Fact check-in: How many horns does this animal have? two




Rhyming Time in River's Edge: Scavenger Hunt



5. Let's change it up! I am a Hippopotamus. Yes that is me.

Now you get to write what you see! In my Zoo home, you'll see soon I bet, I like to go in the water/pool to get all wet.

Fish swim around and clean my skin. They even nibble leftover food from my teeth and chin.



6. I have lots of spots. I like to eat meat.

In the wild, I live in the African heat. I run really fast when I'm in a hurry.

I live near the mongoose, so small and furry.

Who am I? Cheetah

7. Can you find the cheetah chalkboard? Stop at the Wildlife Conservation School (to the right of the Cheetah habitat).

Write down your favorite cheetah fact from the chalkboard.

The cheetah is the fastest land animal, cheetahs can run 60mph, the cheetah has shoulder blades not attached to the collarbone, has a long tail and legs used for running, has claws that can go in and out, is lightweight for running faster, has big lungs, has a big heart, has big nose holes.

8. Cheetah Conservation:

Cheetahs and people don't always get along. Sometimes farmers hurt cheetahs when cheetahs go too close to their goats and cows. Can you think of a way for farmers to keep cheetahs out of their farms without hurting them?

Write your idea here: **Build fences, have guard dogs, etc...**



Rhyming Time in River's Edge: Scavenger Hunt



9. I tower over people with my big, enormous height.

I use my big ears to hear just right!

The trunk I have is very long. The trunk I have is very strong.

Find the animal in River's Edge that describes me.

Circle the adjectives that match my looks.

tall	red	grey	small	furry	blue	big
------	-----	------	-------	-------	------	-----

Who am I? Asian Elephant

10. Write your own rhyme.

Write your own **rhyme** about one of the **animals** you saw in **River's Edge**. Have friends and family read your rhyme and **guess the animal!** Look at the rhyming words above and below for ideas!

Super Tip Remember, rhymes sound the same at the end. Here are examples of rhyming words:

- cat and flat
- ear and near
- pool and tool
- hog and frog
- sun and fun
- tall and small

Here are a few more rhymes to send you on your way. Remember to visit the Zoo another day! Water flowing in River's Edge shows us what many animals need. It's rivers, yes indeed! Animals swim in rivers and drink from them, too. Clean rivers are good for me and you! How can you help, what can you do?

- *Put your litter in the trash can.
- *Recycle!
- *Turn off the water when you brush your teeth.

Go here to learn more about River's Edge: stlzoo.org/rivers-edge

